

## Decor Acrylic Finish

Decor interior/exterior acrylic finish is a range of affordable water based wall paints ideal for quick application when cost is a priority.




WATER BASED

### PRODUCT BENEFITS


- Easy to apply
- Excellent opacity and spreading
- Rich smooth finish

### PRODUCT FEATURES

#### AVAILABLE PACKS



#### COVERAGE



Coverage 12-14 sqm/ltr\*\*

Actual coverage may vary from the quoted coverage due to factors such as method & condition of application and surface roughness and porosity


#### AREAS OF APPLICATION



Wallboard, drywall, concrete, plaster, concrete blocks, brick work, cement render and timber.

### HOW TO APPLY

#### SURFACE PREPARATION



##### PLASTER

New masonry surfaces must be allowed to cure completely. It is recommended to allow 28 days as the curing time for new masonry surfaces.



##### CLEANING

Surface should be free from any loose paint, dust or grease. Growths of fungus, algae or moss should be removed by wire brushing and water.



##### FILLING FOR CRACKS

For filling cracks use APCO Interior/Exterior wall putty or Cement sand mixture in 1:3 proportion.

#### APPLICATION PROCESS

##### STEP 1

Stir paint well in a circular lifting motion for 5 minutes before use with a broad flat paddle. Apply one coat of Decor acrylic undercoat and two coats of Decor acrylic finish topcoat by using a good quality brush and roller sleeve.

##### STEP 2

Extra coats may be required for application by brush only. It is also important to avoid using poor quality or worn rollers and brushes as they can adversely affect the final finish.

## ADDITIONAL INFORMATION

### DRYING TIME

TOUCH DRY



**30**  
MINUTES

Gloss level @ 60°:

Semi-Gloss - 25-35 Unit

Method of application: Brush, Roller and Spray

Flammability: Non-flammable

### SAFETY PRECAUTION

- > Do not apply when surface temperature is below 10 degree C.
- > Provide adequate ventilation during use.
- > Keep out of reach of children.
- > Check cross cut adhesion of old paint before repainting.
- > In normal condition, a week's curing is required to develop full hardness & resistance properties.
- > Avoid exposure of new paint film to steam for 48 hours and to washing and scrubbing for 7 days.

### SAFETY INFORMATION

- > If swallowed give water to dilute. Do not induce vomiting. Get medical attention.
- > EYES: Hold open and flush with running water for at least 15 minutes.
- > Skin: Remove contaminated clothes and wash skin thoroughly with soap and water.
- > Inhalation: Remove to fresh air. If any symptoms persist, seek prompt medical attention.
- > Do not pour left over paint down the drain or water courses.
- > In the event of spill, contain spillage with help of sand, dust or earth.
- > No Added lead, chromium or mercury compounds.
- > Left over paint disposal: Leftover paint/drums should not be disposed in soil/drains.  
Consumers should consult a local recycling agency for proper disposal of paints/drums.

### RECOAT



**3-4** hours  
Recoat