

## Fortuna Pearl

Fortuna Pearl is revolutionary water based enamel that provides smooth luxurious finish to your walls, doors, windows, grills, gates and interior woods. It is safe odor free enamel with excellent washability and durability.

### PRODUCT BENEFITS

#### High gloss finish:

Fortuna Pearl gives high gloss finish which is higher than any other water based enamel in market.

#### Odour Free:

Fortuna pearl does not have smell like regular high gloss enamels - you won't feel that your house is painted.

#### Anti-fungal:

Biopack in fortuna pearl protects surfaces from black spots and retains beauty of your house.

#### High Washability:

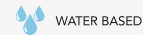
Fortuna pearl enamel has higher washability cycles which it means a perfect enamel for high traffic wood

#### Non-yellowing:

remains white even after a few years, where as regular enamels start becoming yellow and looking old.

#### Quick drying:

Dries within 30 minutes and can be recoated in 4 hours which means you can finish your painting job in one day unlike regular enamels which requires 2 days.



**LEAD FREE\* GUARANTEE**

\*\* All Asian Paints products do not contain intentionally added Lead, Mercury, Arsenic or Chromium.



### PRODUCT FEATURES

#### AVAILABLE PACKS




#### COVERAGE



Coverage 14-16 sqm/ltr\*\*

Actual coverage may vary from the quoted coverage due to factors such as method & condition of application and surface roughness and porosity.

#### AREAS OF APPLICATION



Interior wall surfaces, Door, Trim, Window frames, Primed metal surface & concrete surfaces


### HOW TO APPLY

#### SURFACE PREPARATION



##### PLASTER

New masonry surfaces must be allowed to cure completely. It is recommended to allow 28 days as the curing time for new masonry surfaces.



##### CLEANING

Surface should be free from any loose paint, dust or grease. Growths of fungus, algae or moss should be removed by wire brushing and water.



##### FILLING FOR CRACKS

For filling cracks use APCO Interior/Exterior wall putty or Cement sand mixture in 1:3 proportion.

#### APPLICATION PROCESS

##### STEP 1

Stir paint well in a circular lifting motion for 5 minutes before use with a broad flat paddle. For masonry, GIB board Apply one coat of APCO 3 in 1 Primer, sealer and undercoat and two coats of Fortuna Pearl topcoat by using a good quality brush and roller sleeve.

##### STEP 2

Metal surfaces needs to be primed with suitable primers and then apply two coats of Fortuna Pearl. Wood, ply board and masonite boards need to be primed with Oilprep pink primer followed by one coat of Oilprep alkyd undercoat/sureprep int/ext acrylic primer and finishing with two coats of fortuna Pearl.

##### STEP 3

Extra coats may be required for application by brush only. It is also important to avoid using poor quality or worn rollers and brushes as they can adversely affect the final finish.

## ADDITIONAL INFORMATION

### DRYING TIME

TOUCH DRY



30  
MINUTES

Gloss level @ 60°:

Gloss - 75 - 85 Unit

Method of application: Brush, Roller and Spray

Flamability: Non-flammable

### RECOAT



3-4 hours  
Recoat

### VOC CONTENT



Low VOC\*\*\*  
No Harmful Chemicals\*\*\*\*

The Green Assure products have been designated by Asian Paints to be environmentally Preferable.

\*\*\*VOCs are less than 100g/l. Colorants will add additional VOCs.

\*\*\*\* No intentionally added CMRs, Heavy Metals or APEOs.

### SAFETY PRECAUTION

- > Do not apply when surface temperature is below 10 degree C
- Provide adequate ventilation during use.
- Keep out of reach of children.
- Check cross cut adhesion of old paint before repainting.
- In normal condition, a week's curing is required to develop full hardness & resistance properties.
- Avoid exposure of new paint film to steam for 48 hours and to washing and scrubbing for 7 days.

### SAFETY INFORMATION

- > If swallowed give water to dilute. Do not induce vomiting. Get medical attention.
- > EYES: Hold open and flush with running water for at least 15 minutes.
- > Skin: Remove contaminated clothes and wash skin thoroughly with soap and water.
- > Inhalation: Remove to fresh air. If any symptoms persist, seek prompt medical attention.
- > Do not pour left over paint down the drain or water courses.
- > In the event of spill, contain spillage with help of sand, dust or earth.
- > No Added lead, chromium or mercury compounds.
- > Left over paint disposal: Leftover paint/drums should not be disposed in soil/drains.
- Consumers should consult a local recycling agency for proper disposal of paints/drums.