

## Product Name

Weatherblock Exterior 100% Acrylic Gloss Premium Top Coat

## Product Description

Weatherblock Exterior 100% Acrylic Gloss Premium Top Coat is 100% acrylic exterior premium top coat finish.



## Product benefit

APAS Approved: Product complies to all requirement of APAS Specification 0282/2.

DPUR: Weatherblock is developed with special type of binder and additive that make paint film dirt resistant and retains beauty of colour for years.

Weather Guard: Weatherblock is developed to withstand extreme tropical conditions of high rainfall, humidity and heat.

Fantastic Shade range: Weatherblock comes with wide shade range that includes dark shades that provides excellent hiding.

## Product features


Washability	High
Available Packs	1 Lit, 4 Lit, 10 Lit, 20 Lit
Sheen Variants	Gloss , Semi-Gloss and Low Sheen
Coverage	12-14 Sqm/lit/coat* *Actual coverage may vary from the quoted coverage due to factors such as method and condition of application and surface roughness and porosity.
Colour Options	APCO 1320 Colours

## Areas of Application


The areas of application are timber, weather boards, plaster, concrete blocks, brickwork, cement render, wallboard PVC and cement sheets. Though designed primarily for exterior use, it may also be used inside in areas prone to high wear.

## How to Apply

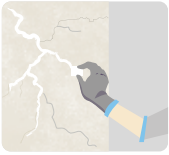
### Pre Painting Steps



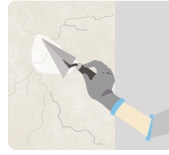
**PLASTER:** New masonry surfaces must be allowed to cure completely. It is recommended to allow 28 days as the curing time for new masonry surfaces.



**CLEANING:** Surface should be free from any loose paint, dust or grease. Growths of fungus, algae or moss should be removed by wire brushing and water. In case of areas having excessive dampness use Asian Paints Damp Block to limit further dampness. When the underlying surface exhibits chalkiness, in spite of thorough surface cleaning, use APCO Coatings Exterior Sealer.



**FILLING FOR CRACKS:** For filling cracks use APCO Coatings Interior/ Exterior Wall Putty.



**FILLING FOR HOLES & DENTS:** Use APCO Coatings Interior/ Exterior Putty or white cement and fine sand in the ratio 1:3.

For interior surfaces or substrates that are subjected to continuous seepage or dampness, kindly use APCO Coatings SmartCare Damp Block before the top coat application.

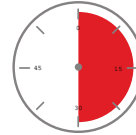
### Paint Application / System

Step - 1: Surface preparation.

Step - 2: Primer Application -Apply Sureprep Acrylic Interior Exterior Acrylic Sealer.

Step - 3: Two coats of Weatherblock Acrylic Top Coat with an interval of 3-4 hrs

### Drying Time



Touch Dry	30 Min
Recoating Time	3-4 hrs

### Finish - Type / Category

Exterior - Premium Emulsion Paint

## Additional Information

Gloss level @ 60°	Gloss - 65 -75 Unit Semi-Gloss - 25-35 Unit Low Sheen - 8-12 unit
Method of application	Brush, Roller and Spray
Flammability	Non Flammable
Safety Precautions	<ul style="list-style-type: none"> <li>• Do not apply when surface temperature is below 10°C.</li> <li>• Provide adequate ventilation during use.</li> <li>• Keep out of reach of children.</li> <li>• Check cross cut adhesion of old paint before repainting.</li> <li>• In normal condition, a week's curing is required to develop full hardness &amp; resistant properties.</li> <li>• Avoid exposure of new paint film to steam for 48 hours and to washing and scrubbing for 7 days.</li> </ul>

#### DISCLAIMER:

Although the facts and suggestions in this publication are based on our own research and are believed reliable, we cannot assume any responsibility for performance or results obtained through the use of our products herein described, nor do we accept any liability for loss or damages directly caused by our products. The user is held to check the quality, safety and all other properties of our product prior to use. Nothing herein is to be taken as permission, inducement or recommendation to practice any patented invention without a license.

	<p><b>FACTORY:</b> P.O. Box 694, Lautoka, FIJI. Ph: 679 6662799; Fax: 679 - 6663959 Email: contact.fiji@apcocoatings.com</p>	<p><b>SUVA OFFICE:</b> P.O. Box 4202, Samabula, Suva, FIJI. Ph : (679) 3371267/68; Fax: (679) 3371269 Email: contact.fiji@apcocoatings.com</p>
---	--	--